

Statistics
Advanced
PAPER 1: Data and Probability

Data Booklet

In the boxes below, write your name, centre number and candidate number.

Surname					
Other names					
Centre Number					
Candidate Number					

INSTRUCTIONS

There may be spare copies of some data sheets in case you need them.

THIS DATA BOOKLET *MUST* BE RETURNED WITH THE ANSWER BOOKLET AT THE END OF THE EXAMINATION.

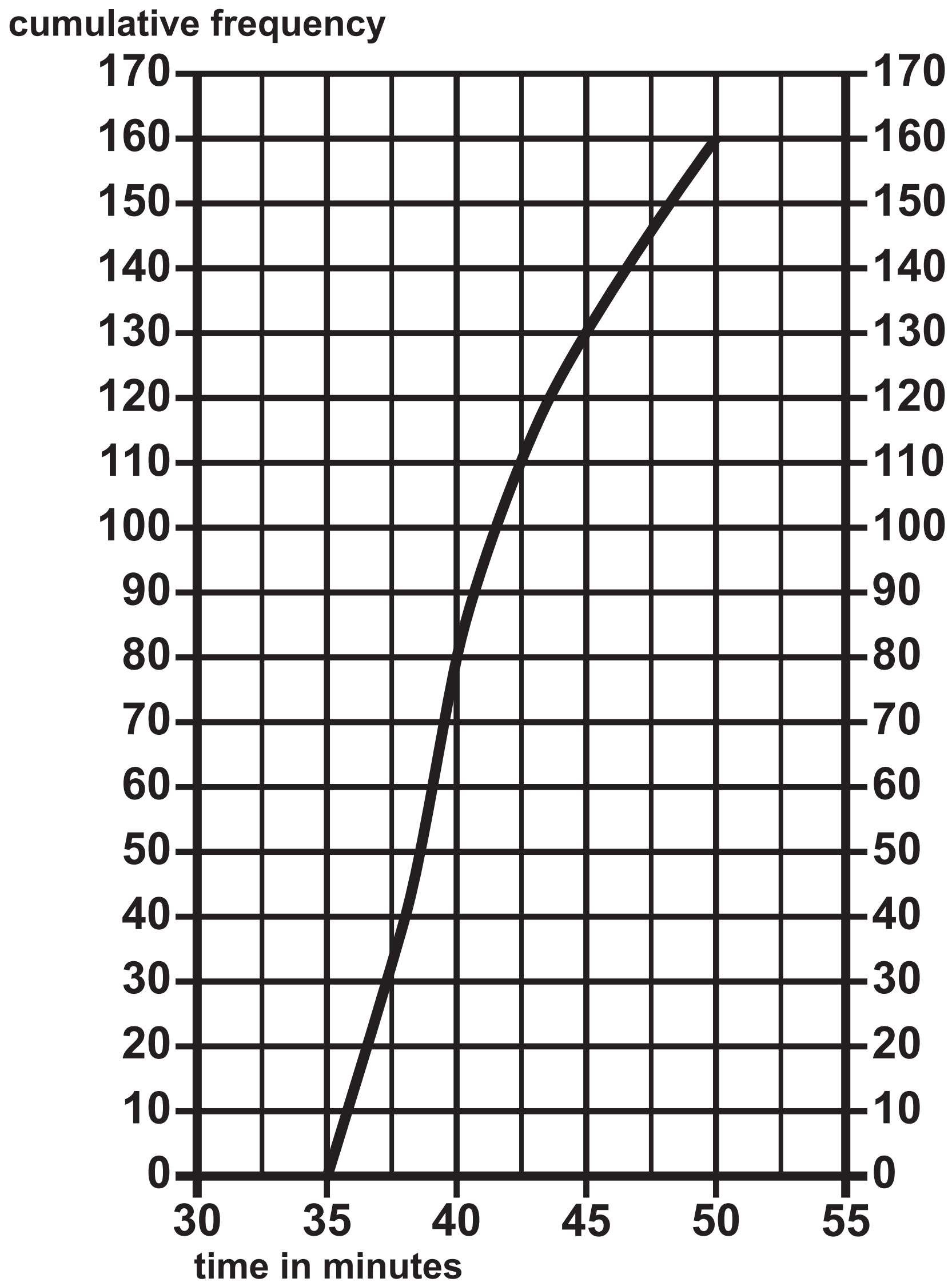
Contents

Page

4	Question 1 – Diagram 1
5	Question 1 – Diagram 2
6–7	Question 2 – Table
8	Question 2 – Diagram
9	Question 6
10	Question 7 – Table 1
11	Question 7 – Table 2

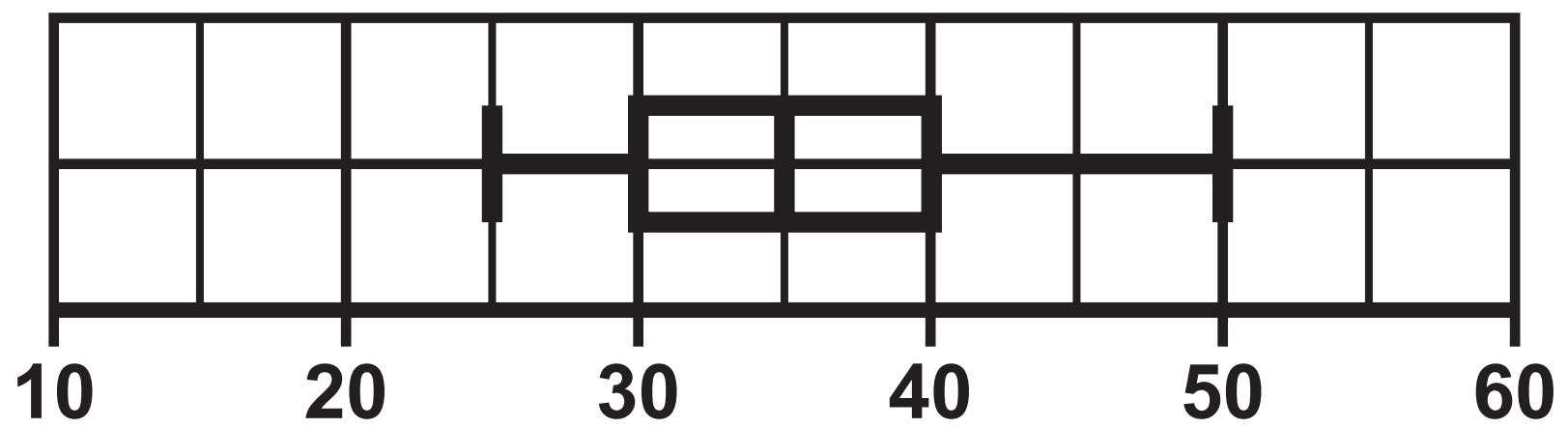
Question 1 – Diagram 1

Journey times for London King's Cross



Question 1 – Diagram 2

Journey time (min) for London Waterloo



Question 2 – Table

KEY:

A: Minimum desired height**B:** Maximum desired height

Breed	Male		Female	
	A	B	A	B
Affenpinscher	9	11·5	9	11·5
Afghan Hound	26	28	24	26
Akita	26	28	24	26
American Eskimo Dog	9	19	9	19
Australian Shepherd	20	23	18	21
Bearded Collie	21	22	20	21
Beauceron	25·5	27·5	24	26·5
Belgian Malinois	24	26	22	24
Bernese Mountain Dog	25	27·5	23	26
Black Russian Terrier	27	30	24	26·5
Cattle Dog	18	20	17	19
Chesapeake Bay Retriever	21	24	23	26
Chinese Shar–Pei	18	20	18	20
Doberman Pinscher	26	28	24	26

(continued on the next page)

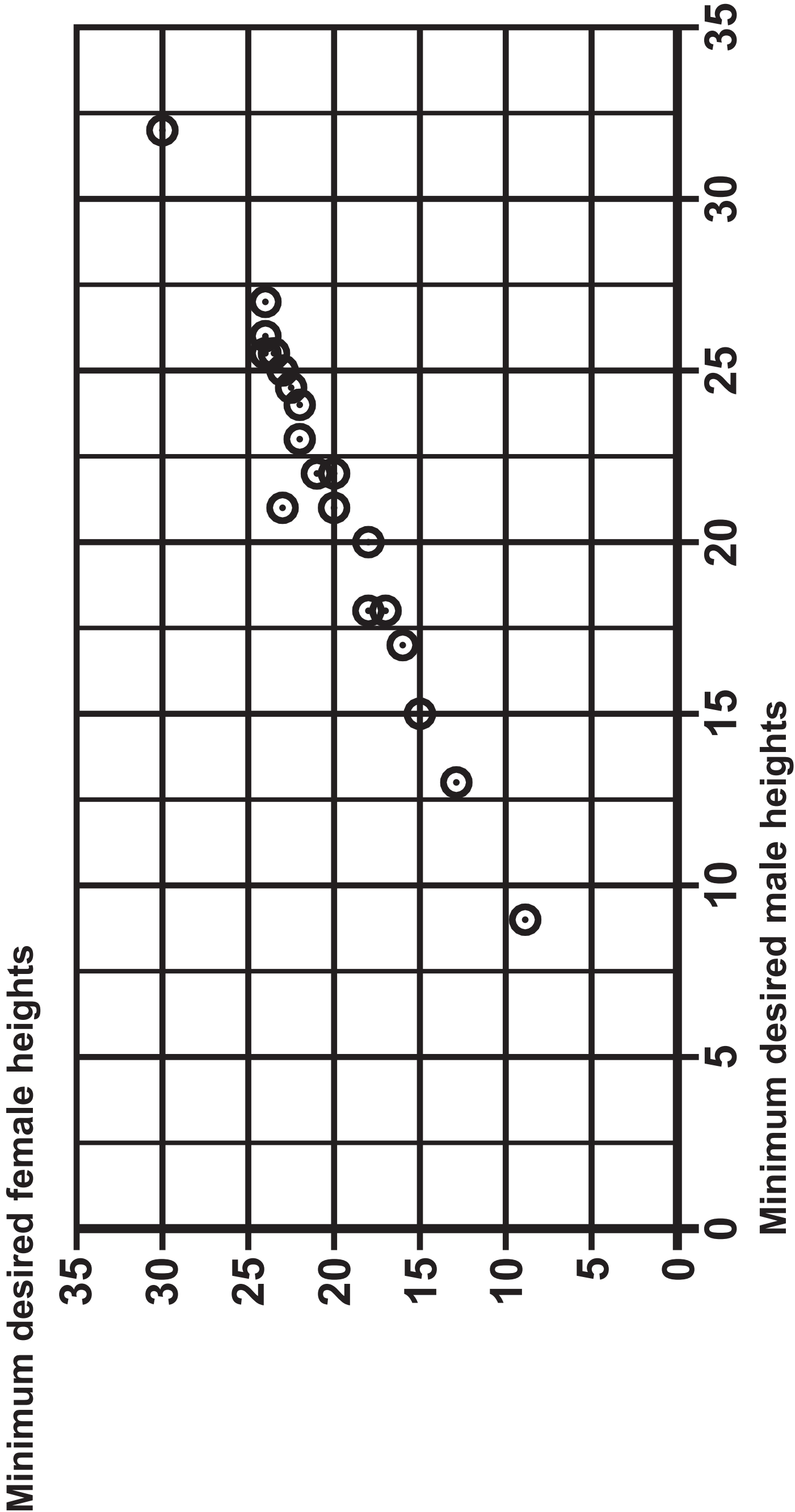
Turn over

Question 2 – Table continued.

Breed	Male		Female	
	A	B	A	B
Flat-Coated Retriever	23	24·5	22	23·5
Foxhound	22	25	21	24
Greater Swiss Mountain Dog	25·5	28·5	23·5	27
Irish Red and White Setter	24·5	26	22·5	24
Irish Wolfhound	32	No max	30	No max
Italian Greyhound	13	15	13	15
Keeshound	17	19	16	18
Neapolitan Mastiff	26	31	24	29
Pointer	25	28	23	26
Shetland Sheepdog	13	16	13	16
Staffordshire Terrier	18	19	17	18
Water Spaniel	15	18	15	18
Welsh Springer Spaniel	18	19	17	18
Wirehaired Pointing Griffon	22	24	20	22

Question 2 – Diagram

Minimum desired male height vs female height for various dog breeds



Question 6

How much hair loss is normal in a day

According to the American Academy of Dermatologists, an adult will normally lose anywhere from **50 to 100** strands of hair per day.

For people with longer hair strands, losing them may be more noticeable.

Since there are **100,000** hair follicles – or more – on each person's scalp, the loss of **100** or so hair strands a day doesn't make a big difference in appearance.

Average hair loss in men and women

Women tend to lose more hair strands per day than men.

There's no way to measure the difference objectively, because daily heat styling and frequent hair colouring plays a big part in how much of your hair sheds.

Approximately **40** percent of women lose extra hair every day because of the way they style it.

What causes hair to fall out

Some daily hair loss is normal.

Increased hair loss can be a result of stress or a health condition.

Question 7 – Table 1

Species					
Gender	Alligator	Anteater	Bear	Bird	Total
Male	6	3	10	15	34
Female	3	7	6	6	22
Total	9	10	16	21	56

Question 7 – Table 2

This week's pattern	
Previous week's pattern	Spike
Spike	0.3
Fluctuating	0.65
Decreasing	0.7
	Fluctuating
	Decreasing

Sources

Question 2

[Source: American Kennel Club Breed Statistics]

Question 4

[Source: <https://deltadna.com/blog/how-whales-spend/>]

Question 6

[Source: <https://www.healthline.com/health/how-much-hair-loss-is-normal>]

Question 7

[Source: https://animalcrossing.fandom.com/wiki/Animal_Crossing_Wiki]

[Source: https://animalcrossing.fandom.com/wiki/Animal_Crossing_Wiki]